

**HOUSE OF
FINN JUHL**



EYE TABLE 1948
BY FINN JUHL

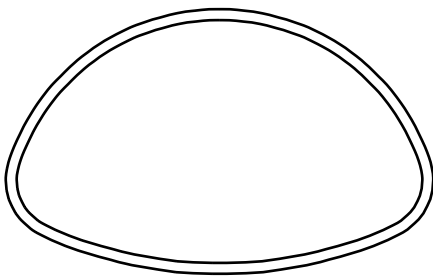
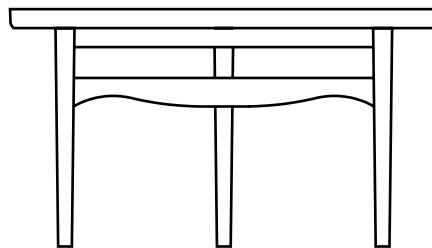
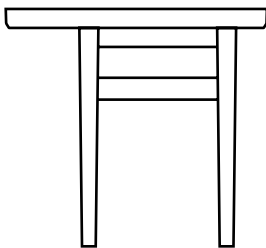
EYE TABLE 1948

This eye-shaped, three-legged table was originally designed to match the 46 Sofa. The shape of the table fits perfectly with the curve of the sofa, in this way creating a design unity between the two. The small table with its characteristic organic eye shape is also a perfect complement to the Poet Sofa for instance and fits almost any design style - particularly as a side table for a lamp, a vase of flowers or a pile of books.



PRODUCT INFO

| | |
|-------------------|---|
| CATEGORY | Table |
| DESIGN | Finn Juhl |
| YEAR | 1948, relaunched in 2008 |
| MATERIALS | White or black highgloss laminate, walnut/walnut, oak/laminate, teak/laminate |
| DIMENSIONS | Size: L 90cm x W 56cm x H 50cm Weight: 10kg Cbm: 0.30m ³ |



—
triode³ design

—
28, rue Jacob 75006 Paris
+33 (0)1 43 29 40 05

—
contact@triodedesign.com
www.triodedesign.com

