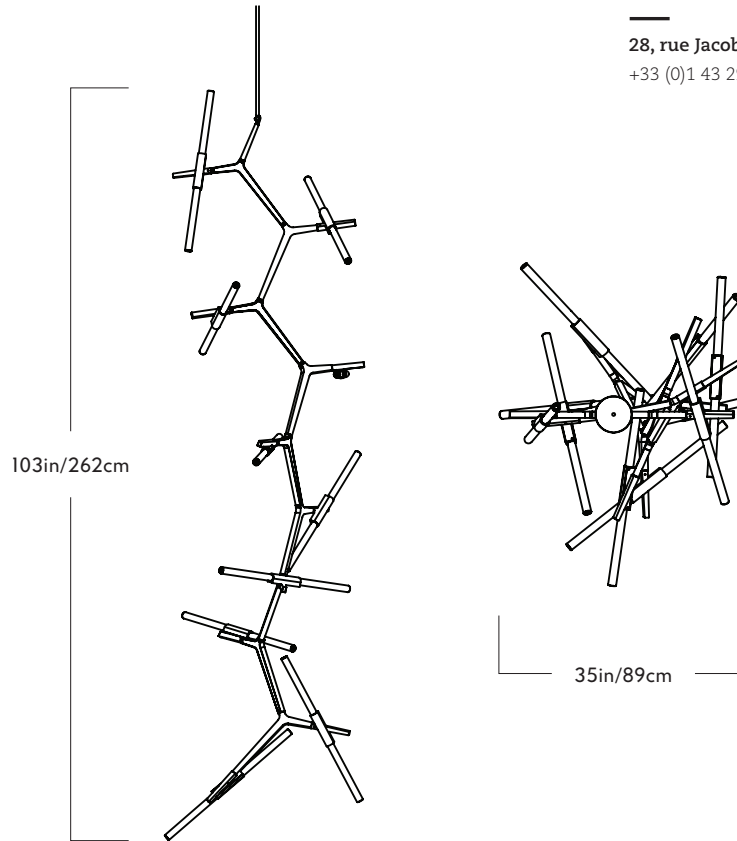


28, rue Jacob 75006 Paris  
+33 (0)1 43 29 40 05

contact@triodedesign.com  
www.triodedesign.com



## Agnes

Series  
Agnes

Product  
Cascade - 20 Lights

Lead Time  
8 weeks

Dimensions  
Appx. L 35in/89cm x W 35in/89cm x H 103in/262cm

Weight  
18lb/8kg

## Cascade - 20 Lights

Materials  
Machined aluminum, glass

Finishes  
Black, bronze, polished nickel, brushed brass

Suspension  
1/2-inch aluminum stem in matching metal finish. 35-inch length included with lamp. 96-inch length available for additional cost. Stem length can be adjusted on site.

Canopy  
5-inch round in matching metal finish

Dimmer Compatibility  
Triac/Phase-Cut

Certifications  
UL, cUL (120V Incandescent)  
CE, CB (240V Halogen)

Incandescent Illumination (120V)  
Socket: E17

Bulb: 20 x 25 Watt T6½ incandescent  
Wattage: 500 Watts  
Lumens: 2800 Lumens  
Color Temperature: 2800

Halogen Illumination (120V/240V)  
Socket: G9

Bulb: 20 x 20 Watt T4 halogen  
Wattage: 400 Watts  
Lumens: 3600 Lumens  
Color Temperature: 2900 Kelvin

LED Illumination (120V/240V)  
Socket: G9

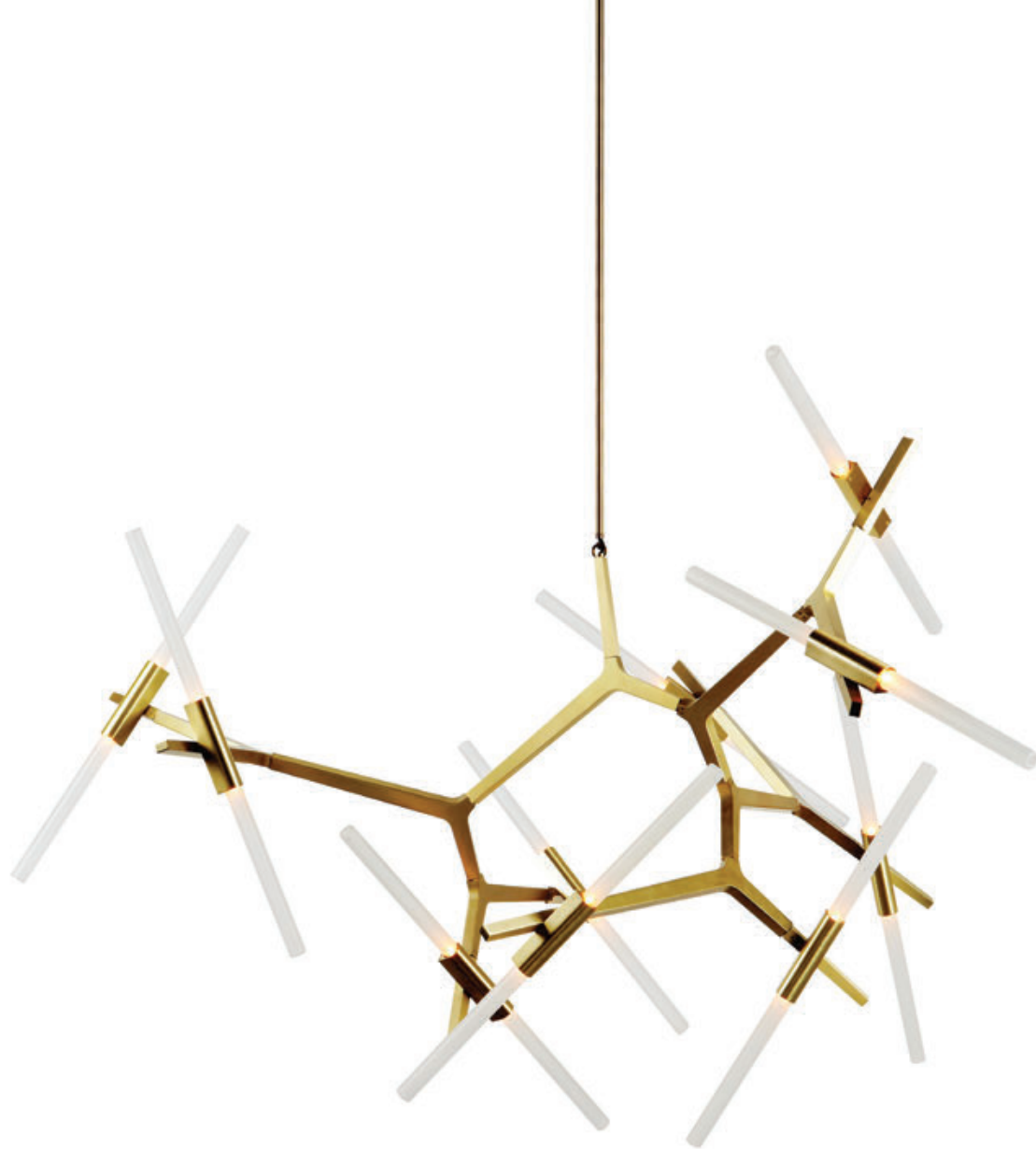
Bulb: 20 x 3 Watt T6 LED  
Wattage: 60 Watts  
Lumens: 3080  
Color Temperature: 2700 Kelvin

AGNES / ASTRAL AGNES

triode<sup>3</sup> design

28, rue Jacob 75006 Paris  
+33 (0)1 43 29 40 05

contact@triodedesign.com  
www.triodedesign.com



## AGNES ASTRAL AGNES

Originally conceived as a candelabra, Agnes takes its inspiration from the fictional heroine of the same name, a worker in the world's oldest profession during the 1849 California Gold Rush. The modular system would allow Agnes easy setup in her makeshift "workspace." In this version, glowing glass tubes replace the candles. Articulated joints allow the glass to be arranged in a multitude of ways.

Chandelier — 20 Lights (Brushed Brass / Straight-Cut Glass)  
*Approx. L 59.5 in / 151 cm × W 50 in / 127 cm × H 33.5 in / 85 cm*

## Finishes

- Black      ● Bronze      ● Polished Nickel  
● Brushed Brass

## Canopy



A

A 5-inch round in matching metal finish

## Features

Astral glass is fixed

## Lamping 120V



A

B


C

A 25-Watt T6 1/2 frosted tube E17 base. UL, cUL certified

B 25-Watt G9 Halogen

C 3-Watt G9 LED

## Lamping 240V




A

B

A 20-Watt G9 halogen. CE, CB certified

B 2.4-Watt G9 LED

## Glass Style



A

B

A Straight-cut

B Angle-cut

## Details

Lead Time	10 weeks
Materials	Machined aluminum, glass
Suspension	1/2-inch aluminum stem in matching metal finish. 35-inch length included with lamp. 96-inch length available for additional cost. Stem length can be adjusted on site.
Dimmer Compatibility	Triac or Electronic Low Voltage (ELV)

## Year

2010

## Designer

Lindsey Adelman designs and produces lighting in Manhattan. Lindsey discovered Industrial Design while working at the Smithsonian and introducing herself to a woman carving French fries out of foam for an exhibition. Thinking that looked like more fun than her editorial job, she left to get a degree in ID from the Rhode Island School of Design in 1996. Her work has been exhibited at the Cooper-Hewitt Museum, Design Miami, and Nilufar Gallery. Her body of work has grown to include vessels, jewelry, blankets, wallpaper, tiles, and video. Always asking the question "what if?" the studio now embraces a philanthropic mission supporting Robin Hood Foundation to fight poverty in NYC. She lives with her designer husband Ian and their son Finn in Brooklyn.

AGNES

13



Athlone Street — Vancouver


Chandelier — 14 Lights (Brushed Brass / Straight-Cut Glass)  
*Approx. L 72.5 in / 184 cm × W 34 in / 86 cm × H 21 in / 53 cm*



Chandelier — 10 Lights (Brushed Copper Straight-Cut Glass)  
*Approx. L 38 in / 96 cm × W 32 in / 82 cm × H 25 in / 64 cm*



Chandelier — 10 Lights (Brushed Copper Angle-Cut Glass)  
*Approx. L 38 in / 96 cm × W 32 in / 82 cm × H 25 in / 64 cm*



Sconce — 2 Lights (Polished Nickel / Straight-Cut Glass)  
*Approx. H 27 in / 69 cm × W 8 in / 20 cm × D 5 in / 12 cm*

Pendant — 2 Lights (Black / Straight-Cut Glass)  
*Approx. L 24.5 in / 63 cm × W 3.5 in / 8 cm × H 15 in / 37 cm*

Sconce — 4 Lights (Brushed Brass / Angle-Cut Glass)  
*H 28 in / 71 cm × W 27 in / 69 cm × D 12 in / 31 cm*

03 – 24 Lights (Polished Nickel)  
*Dia 60 in / 152 cm × H 17 in / 43 cm*



Chandelier — 6 Lights (Custom Finish / Angle-Cut Glass)  
*Approx. L 33 in / 84 cm × W 25 in / 64 cm × H 19 in / 48 cm*



Cascade — 20 Lights (Bronze / Straight-Cut Glass)  
*Approx. L 29 in / 74 cm × W 26 in / 65 cm × H 102 in / 259 cm*



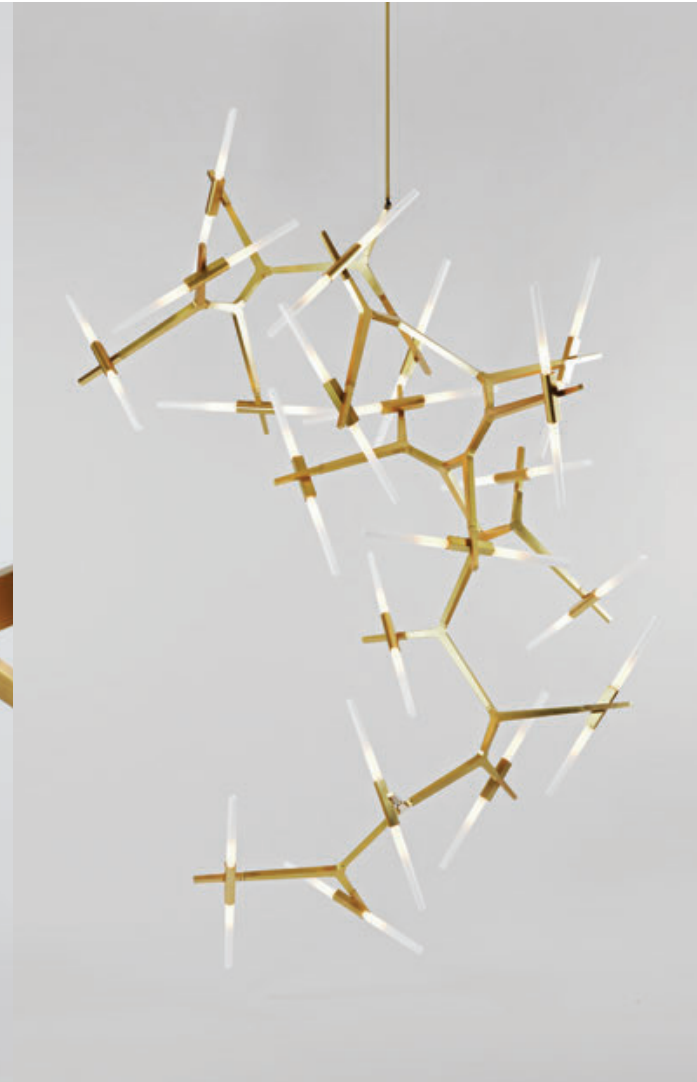
01 – 12 Lights (Brushed Brass)  
*Dia 26 in / 65 cm × H 12 in / 30 cm*



02 – 24 Lights (Bronze)  
*Dia 35.5 in / 90 cm × H 31 in / 79 cm*



Chandelier — 20 Lights (Brushed Brass / Angle-Cut Glass)  
*Detail*



Custom Configuration (Brushed Brass / Straight-Cut Glass)



Chandelier — 10 Lights (Bronze / Angle-Cut Glass)  
*Approx. L 38 in / 96 cm × W 32 in / 82 cm × H 25 in / 64 cm*



Chandelier — 14 Lights (Polished Nickel / Angle-Cut Glass)  
*Approx. L 72.5 in / 184 cm × W 34 in / 86 cm × H 21 in / 53 cm*





Custom Configuration (Brushed Brass)



Cascade (Polished Nickel)

*Approx. L 29 in / 74 cm × W 26 in / 65 cm × H 102 in / 259 cm*