


Copia Flush Mount

Ceiling Flush Mounts



50 Greene St
New York NY 10013
T +1 212 388 1621
sales@rbw.com



For 2D & 3D drawings of all products, including CAD, Revit and IES files, please visit rbw.com

DESCRIPTION

A collection that showcases the innovative use of unique materials, created in collaboration with Little Wing Lee of Studio & Projects.

MATERIALS

Cast solid glass, polycarbonate, aluminum

PERFORMANCE

Delivered Lumens: 517.6 lm (Simply Clear) | 297.1 lm (Warm Grey)

Power Consumption: 7.1W (DC)

Luminaire Efficacy: 72.2 lm/W (Simply Clear) | 41.8 lm/W (Warm Grey)

90+ CRI

LED LIFESPAN

50k hr

PATENT FILE NUMBER

Patent Pending

CERTIFICATION

ADA Compliant

UL Listed

Suitable for Damp Locations

IP20

**NOTE ON IMAGERY**

All product photos are made using the correlated color temperature (CCT) of 2700k. The actual color temperature experienced within your environment may vary based on other light sources and materials present.

PRODUCT DIMENSIONS

5.4 in dia x 2.7 in D

Generate Date: Tue Mar 26 2024

PRODUCT WEIGHT

2.5 lbs

DIMENSIONAL WEIGHT

3 lbs

YOUR PRODUCT CODE

CO-FM-S15-AA01-27-1_TRIAC_120V-IP20

Specification Logic

GLASS FINISH

Simply Clear	S14
Warm Grey	S15
Midnight	S16
Frosted	S22

BACKPLATE FINISH

Natural Anodized	AA01
Black Anodized	AA04

COLOR TEMPERATURE

2700K (warm white)	27
3000K (soft white)	30
3500K (neutral white)	35


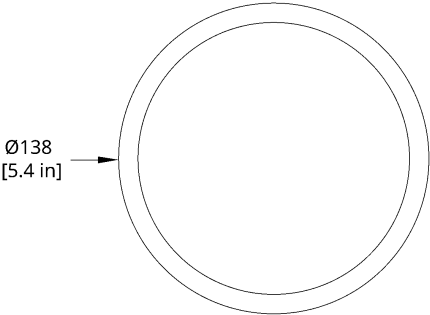
DIMMING / CONTROL / INPUT

0.1% Dimming, 0-10V Control, 120V or 277V "Universal Input" (Driver External)	0.1_10V_UNV
1% Dimming, 0-10V Control, 120V or 277V "Universal Input" (Driver External)	1_10V_UNV
1% Dimming, TRIAC / Forward Phase Control, 120V Input (Driver External)	1_TRIAC_120V
Low Voltage (Driver required, driver not included)	LV

IP RATING

IP 20	IP20
-------	------

Drawings



CO-WS Copia Sconce