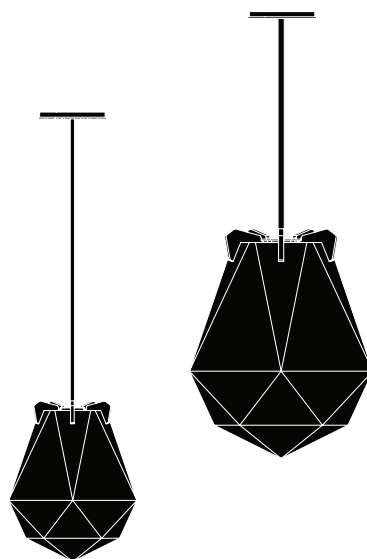

BRIOLETTE

Pendants



GABRIEL SCOTT
EST 2012



www.GabrielScott.com

BRIOLETTE

Pendants

1/8

Named for its sharp edges and various facets, the BRIOLETTE Pendant is making its debut to the GABRIEL SCOTT collection. Available in pendant and flush-mount application, the supporting prongs and signature double-blown glass are available in various tones and finishes.

All Gabriel Scott pieces are handmade in Canada.



—
triode³ design
—

28, rue Jacob 75006 Paris
+33 (0)1 43 29 40 05

contact@triodedesign.com
www.triodedesign.com

GABRIEL SCOTT

EST 2012



372 Broome Street, New York, NY 10013
(212) 837-2923 • info@GabrielScott.com

www.GabrielScott.com

BRIOLETTE Pendants

2/8

triode³ design

28, rue Jacob 75006 Paris
+33 (0)1 43 29 40 05

contact@triodedesign.com
www.triodedesign.com



GABRIEL SCOTT

EST. 2012



372 Broome Street, New York, NY 10013
(212) 837-2923 • info@GabrielScott.com

www.GabrielScott.com

BRIOLETTE

Pendants

3/8

triode³ design

28, rue Jacob 75006 Paris
+33 (0)1 43 29 40 05

contact@triodedesign.com
www.triodedesign.com



GABRIEL SCOTT

EST. 2012



372 Broome Street, New York, NY 10013
(212) 837-2923 • info@GabrielScott.com

www.GabrielScott.com

BRIOLETTE

Pendants

4/8

triode³ design

28, rue Jacob 75006 Paris
+33 (0)1 43 29 40 05

contact@triodedesign.com
www.triodedesign.com



GABRIEL SCOTT

EST. 2012



372 Broome Street, New York, NY 10013
(212) 837-2923 • info@GabrielScott.com

www.GabrielScott.com

BRIOLETTE Pendants



5/8

triode³ design

28, rue Jacob 75006 Paris
+33 (0)1 43 29 40 05

contact@triodedesign.com
www.triodedesign.com


Spec sheet

Product name:	Briolette Pendants
Standard Leadtime:	8-10 weeks
Dimensions:	Small 9" D x 11.5" H + stem Large 13" D x 16.5" H + stem
Light Source:	12V 6 Watt LED bulb (included)
Standard Stem Lengths:	6", 12", 18" or 24"
Additional Stem Lengths: (up-charge applies)	30", 36", 42" or 48"
LED driver:	CCT9W500 (110V)  UVC25TD (220V) 
Weight:	Small 20 lbs Large 30 lbs
	See Installation guide for installation details


Standard Finishes

Standard finish options:

BLOWN
GLASS:




Alabaster White




Soft Pink


FRAME:




Blackened Steel



Satin Brass



Satin Copper



Satin Nickel


Standard 5" canopy finish options:



Blackened Steel



Satin Brass



Satin Copper



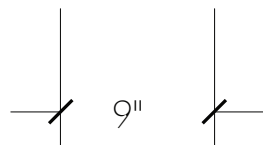
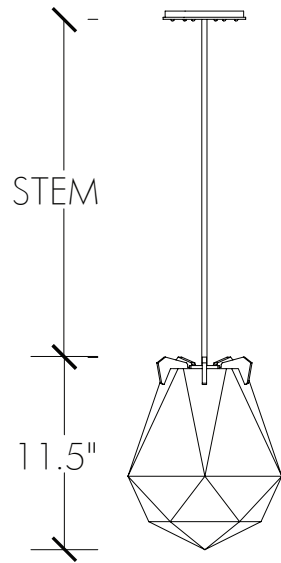
Satin Nickel

BRIOLETTE

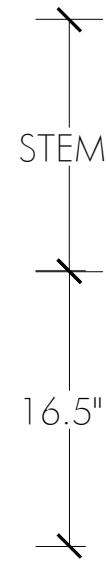
Pendants

6/8

Small



Large



25W Constant Voltage Triac Dimming LED Driver

Specifications:

Input

Voltage	220V ~ 240VAC
Frequency	50-60 Hz
Current	0.2A
Inrush Current	<2.5A
Power Factor	0.95

Output

Load Voltage	12V
No Load Voltage	12V
Current	2.08A _v
Power	25W
Power Factor	> 0.95
Efficiency	80%

Protection

Over Load	Auto Recovery
Short Circuit	Auto Recovery
Over Voltage	Auto Recovery

Environment

Operating Temperature	-20 ~ +50 °C
Storage Temperature	-40 ~ +70 °C
Relative Humidity	5 ~ 95%

Safety & EMC

Safety Standard	Design refers to EN60598, EN61547, EN55024, EN61000-4-2, 3, 4, 6, 8,11, EN61000-3-2, EN61000-3-3
------------------------	--

EMI Standard

Meets Emissions to EN55022, EN55015 Class B

Lifetime

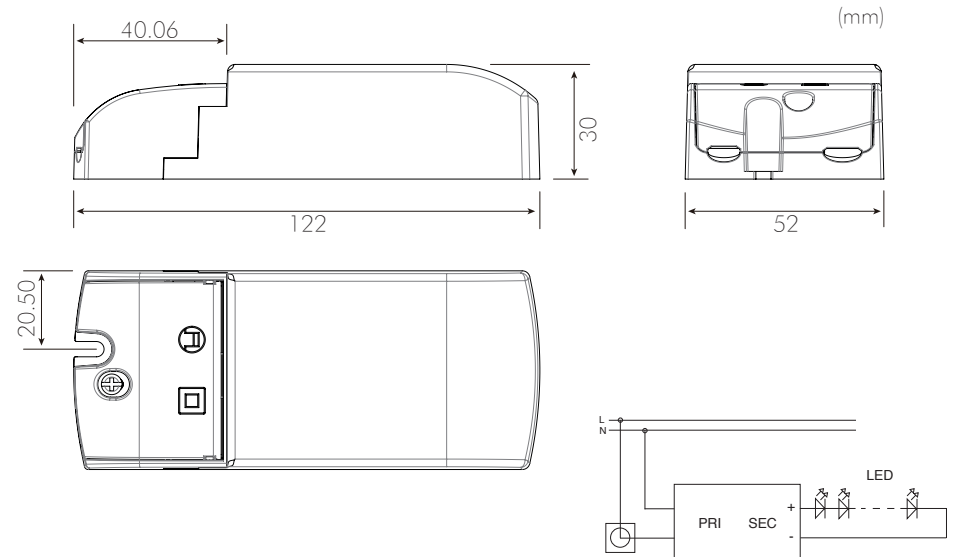
50K hrs at TC max (70c)

Packing

110g

Features

- Constant voltage output
- Fully isolated
- Short circuit, over current and over voltage protection up to 80% efficient
- Fire resistant plastic cover
- Compatible with leading and trailing edge dimmers
- 10 ~ 100% Dimming Load
- 10 ~ 100% Dimming range
- Mains dimmable
- Push terminals for easy installation
- IP44 design for indoor use
- 2 years warranty



120V 9W PHASE CUT DIMMABLE CONSTANT CURRENT LED DRIVER

Features:

- Dimmable with MLV, ELV and CL dimmer switches (forward phase / reverse phase / TRIAC)
- Dim down to 5%
- Super compact case
- Class 2
- UL 8750
- Complies with FCC Part 15B
- Auto-Reset protection for short circuits, over-voltage and over-temperature

Specifications:

Input voltage	100 - 120VAC
Max output voltage	9W
Output voltage range	12 - 18.5 VDC
Output current range	500mA Nominal - 525 Max
Rated output power	6 - 9.25W
Efficiency at max load	> 82 %
THD at max load	< 20 %
Power factor at max load	> 0.9
Environment protection rating	IP21 - Dry and damp location
Tc case max	77c
Ambient op. temp.	-20c ~ 60c
Operating humidity	10% - 60%
Lifetime	50KHrs
Over voltage protection	Auto recovery
Open circuit protection	Max output voltage
Short circuit protection	Auto recovery
Surge protection	1KV
Weight	82 gr / 0.18 lbs
Dimensions	2.16" (55mm) Dia x 0.86" (22mm) H
Placement	Designed to fit in standard 4" junction box

Compatible Dimmers

Leading Edge Dimmer List

LUTRON	Skylark S-600P
LUTRON	Skylark SCL-153P
LUTRON	Diva DVLY-600P
LUTRON	Diva DVCL-153P
LUTRON	Maestro MALV-60
LEVITON	Sureslide 6631
LEVITON	IllumaTech PI06
LEVITON	IllumaTech IPL06-10Z
LEVITON	IllumaTech IPE04-1LZ
LEGRAND	HLV1103PW

Trailing Edge Dimmer List

LUTRON	Diva DVELV-303P
LUTRON	DivaDVELV-303P-S
LUTRON	Diva DVSCELV-303P
LUTRON	Diva DVSCELV-303P-L
LUTRON	Diva DVELV-300P
LUTRON	Skylark SELVB-300P
LEVITON	IPE04-1LZ-300W

