



GABRIEL SCOTT

EST. 2012



BRIOLETTE

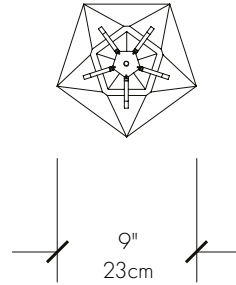
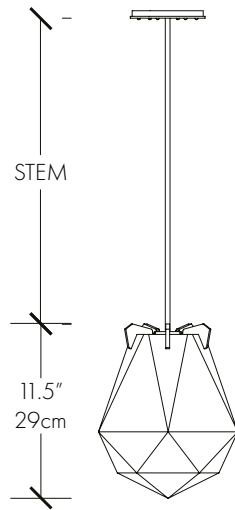
Small Pendant

in Satin Copper &
Alabaster White

A powerful warm light diffused through double blown glass, the Briolette showcases striking prismatic contours held by the brand's signature metallic prongs.

A dynamic interplay of sharp and delicate, the satin brass, nickel, copper, bronze or black steel hardware grips its jewel, drawing the eye to its unforgettable hand sculpted shape. Double blown glass is available in Alabaster White and Smoked Gray.

All Gabriel Scott pieces are handmade in Canada.



SPECIFICATIONS

Standard Finishes:

Blown Glass: Alabaster White or Smoked Gray

Metal: Blackened Steel, Satin Nickel,
Satin Brass or Satin Copper

Specifications:

Dimensions: 9" D x 11.5" H + Stem

23 cm D x 29 cm H + Stem

Weight: 20 lbs / 90 kg

Light Source: 12V 6 Watt LED (included)

LED Drivers: CCT9W500 - 110V
UVC1225TD - 220V

Standard Lead time: 8 - 10 weeks

Stems & Canopies:

Standard Stem Lengths: 6", 12", 18" or 24"

15 cm, 31 cm, 46 cm or 61 cm

Additional Stem Lengths: 30", 36", 42" or 48"

76 cm, 91 cm, 107 cm or 122 cm
(up-charge applies)

Standard Canopy: 5" x 0.5" / 12 cm x 1.3 cm

Deep Canopy: Dimensions on request.

Custom finishes available upon inquiry.


Made and assembled in Canada. Item is UL & CE listed.

STANDARD FINISHES

Blown Glass:




Alabaster White




Smoked Gray

Metal:



Blackened Steel



Satin Nickel



Satin Brass



Satin Copper

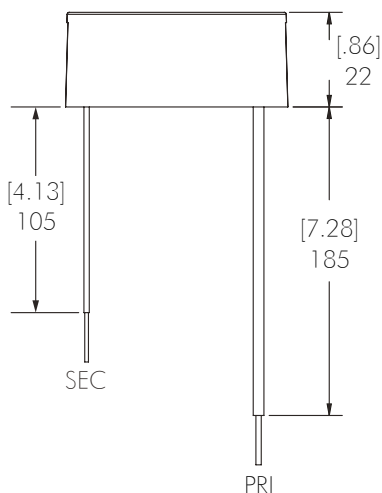
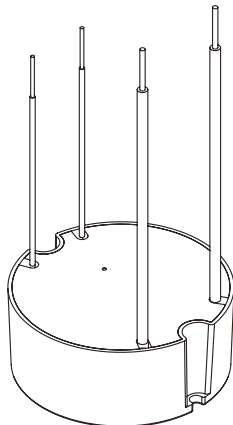
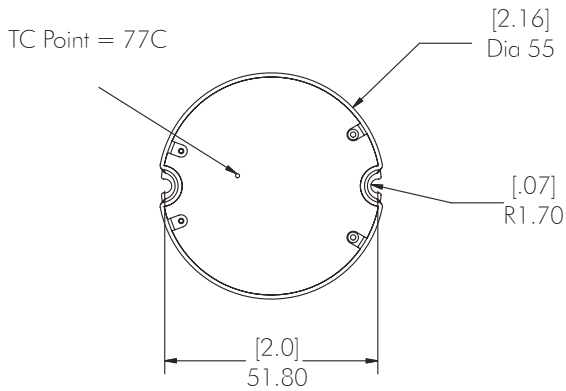


Satin Bronze

LED DRIVER

CCT9W500 - 110V

Magnitude's CCT Series dimmable Constant Current LED driver is class 2 rated and designed to operate with MLV, ELV and CL dimmer switches (forward phase/ reverse phase / TRIAC). The driver's low profile case allows OEM's to easily incorporate it into Luminaires. A 5-year warranty is a standard on all of Magnitude's products.



Features:

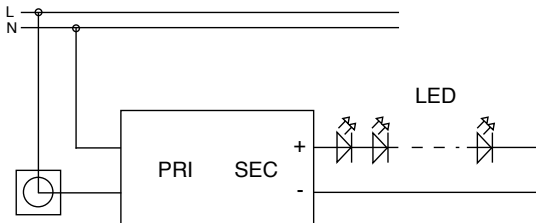
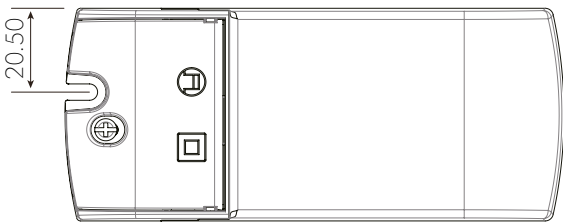
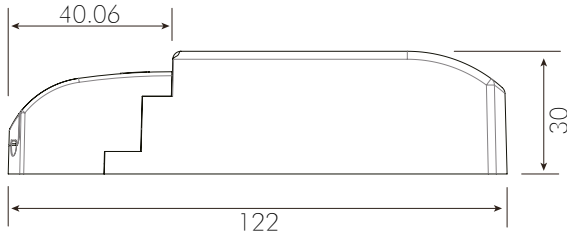
- Dimmable with MLV, ELV and CL dimmer switches (forward phase / reverse phase / TRIAC)
- Dim down to 5%
- Super compact case
- Class 2
- UL 8750
- Complies with FCC Part 15B
- Auto-Reset protection for short circuits, over-voltage and over-temperature

Specifications:

Input voltage	100 - 120VAC
Max output voltage	9W
Output voltage range	12 - 18.5 VDC
Output current range	500mA Nominal - 525 Max
Rated output power	6 - 9.25W
Efficiency at max load	> 82 %
THD at max load	< 20 %
Power factor at max load	> 0.9
Environment protection rating	IP21 - Dry and damp location
Tc case max	77c
Ambient op. temp.	-20c ~ 60c
Operating humidity	10% - 60%
Lifetime	50KHrs
Over voltage protection	Auto recovery
Open circuit protection	Max output voltage
Short circuit protection	Auto recovery
Surge protection	1KV
Weight	82g
Dimensions (inches)	2.16" D x 0.86" H
Dimensions (cm)	5.5 cm D x 2.2 cm H
Placement	Designed to fit in standard 4" junction box

LED DRIVER

UVC1225TD - 220V



Features:

- Constant voltage output
- Fully isolated
- Short circuit, over current and over voltage protection up to 80% efficient
- Fire resistant plastic cover
- Compatible with leading and trailing edge dimmers
- 10 ~ 100% Dimming Load
- 10 ~ 100% Dimming range
- Mains dimmable
- Push terminals for easy installation
- IP44 design for indoor use
- 2 years warranty

Specifications:

Voltage	220V ~ 240VAC
Frequency	50-60 Hz
Current	0.2A
Inrush Current	<2.5A
Power Factor	0.95
Load Voltage	12V
No Load Voltage	12V
Current	2.08Av
Power	25W
Power Factor	> 0.95
Efficiency	80%
Over Load	Auto Recovery
Short Circuit	Auto Recovery
Over Voltage	Auto Recovery
Operating Temperature	-20 ~ +50°C
Storage Temperature	-40 ~ +70°C
Relative Humidity	5 - 95%
Safety Standard	Design refers to EN60598, EN61547, ENV55024, EN61000-4-2, 3, 4, 6, 8,11, EN61000-3-2, EN61000-3-3
EMI Standard	Meets Emissions to EN55022, EN55015 Class B
Lifetime	50K hrs at TC max (70c)
Weight	110g
Dimensions (inches)	4.8" x 2" x 1.2"
Dimensions (cm)	12.2 cm x 5.2 cm x 3 cm