

Latis Linear

Pendants



Rich Brilliant Willing

50 Greene St
New York NY 10013
T +1 212 388 1621
sales@rbw.com



For 2D & 3D drawings of all products, including CAD, Revit and IES files, please visit rbw.com

triode

28 rue Jacob 75006 Paris
+33 (0)1 43 29 40 05

contact@triodedesign.com
www.triodedesign.com

Latis Linear



Pendants

DESCRIPTION

Engineered with versatility in mind, Latis's intelligent, fail-safe design easily adapts to a wide range of spaces, looks, and architectural conditions. Evocative of a structural I-beam, its deceptively minimalist profile packs robust performance capabilities into RBW's new optic platform.

MATERIALS

Extruded aluminum, extruded acrylic lens

COLLECTION NOTES

In addition to the (2) fixed hang points, each linear run comes with (1) flexible, sliding hang point. If your project requires additional sliding hang points, please reach out to your sales rep. For pricing on large quantity orders, please contact sales@rbw.com.

PERFORMANCE

4': 4,436 lm per light source | 8': 8,872 lm per light source | 12': 13,308 lm per light source |

16': 17,744 lm per light source

Power consumption pending

Luminaire watts pending

Lumens / watt pending

90 CRI

LED LIFESPAN

50k hours

SUSPENSION

5" circle canopy in Matte White

Standard cord length is 72"

SHIPPING DIMENSIONS

4': 47" x 3" x 4" | 8': 91" x 3" x 4" | 12': 137" x 3" x 4" | 16': 181" x 3" x 4"

DIMENSIONAL WEIGHT

Dimensional weight pending

triode

28 rue Jacob 75006 Paris
+33 (0)1 43 29 40 05

contact@triodedesign.com
www.triodedesign.com

Latis Linear



Pendants

Specification Logic

LENGTH

Linear Run 4'	4
Linear Run 8'	8
Linear Run 12'	12
Linear Run 16'	16

PRIMARY FINISH

Natural Anodized	AA01
Black Anodized	AA04
Blue Anodized	AA07
Matte White	PC20
Chalk Pink	PC60
Custom Powder Coat	PCXX

DIRECT LIGHT

Asymmetrical	DASY
Diffused Lens	DDIF
Narrow Beam	DNB
No Direct	DNO

INDIRECT LIGHT

Asymmetrical	IASY
140 Batwing	IBAT
Diffused Lens	IDIF
Narrow Beam	INB
No Indirect	INO

CCT

2700K (warm white)	27
3000K (soft white)	30
3500K (neutral white)	35
4000K (cool white)	40
2700-5000K (Tunable White)	TW

INPUT / CONTROL / POWER

110-277V Input 0-10V, 1% dimming	277_10_DIN
110-277V Input Dali, 0.1% dimming	277_DL_DIN

SENSOR

Integrated Enlighted Sensor

ENL

Without Sensor

NO_S

YOUR PRODUCT CODE

LS1-8-AA07-DASY-IASY-27-277_10_DIN-ENL

triode

28 rue Jacob 75006 Paris
+33 (0)1 43 29 40 05

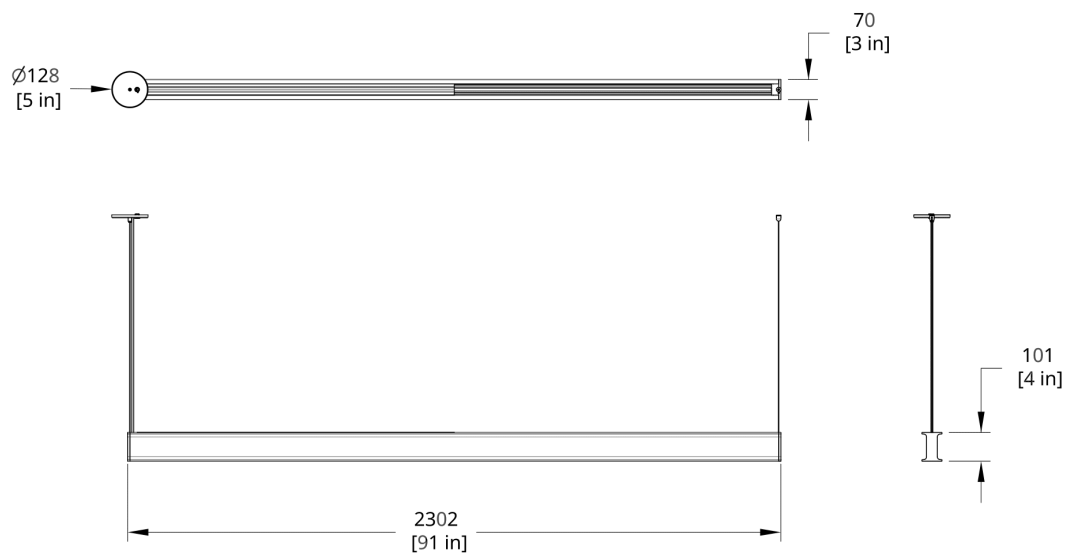
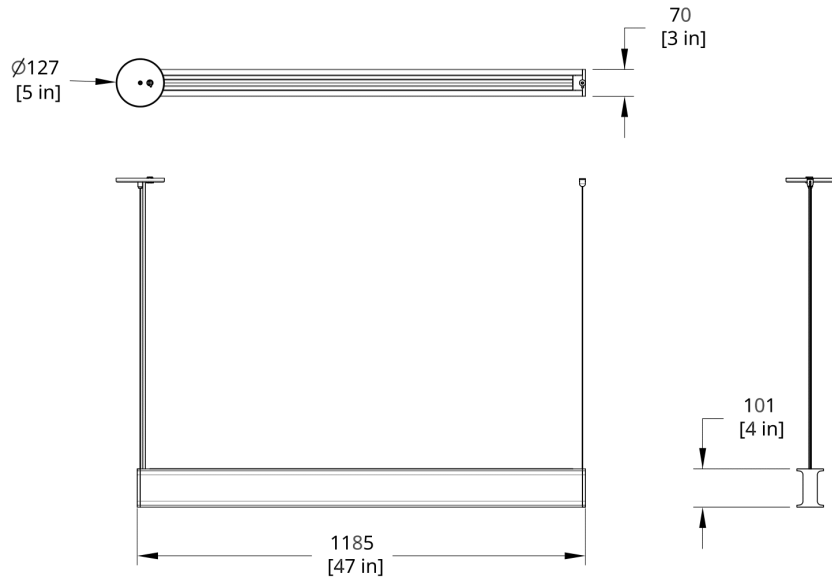
contact@triodedesign.com
www.triodedesign.com

Latis Linear



Pendants

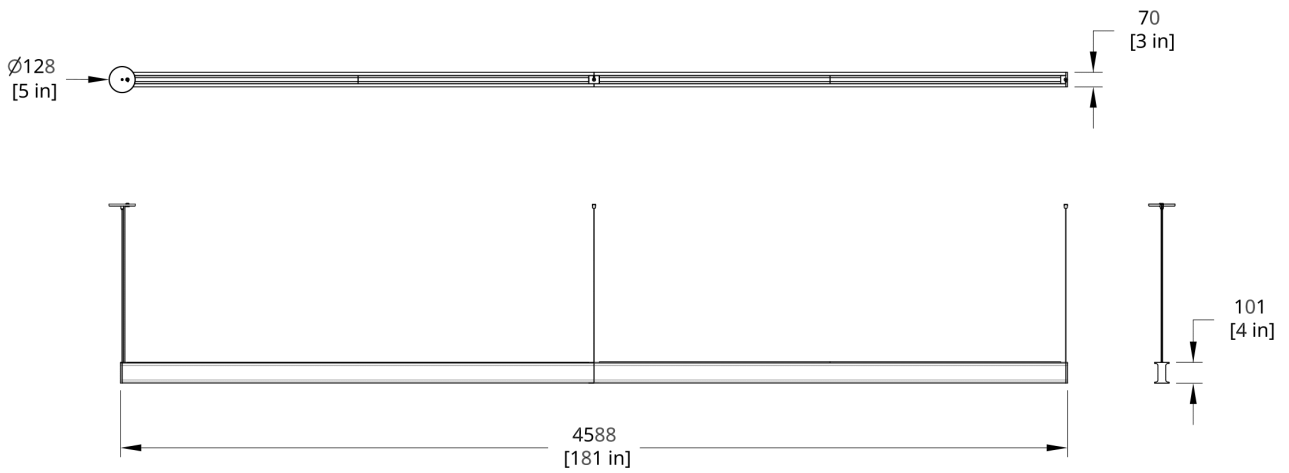
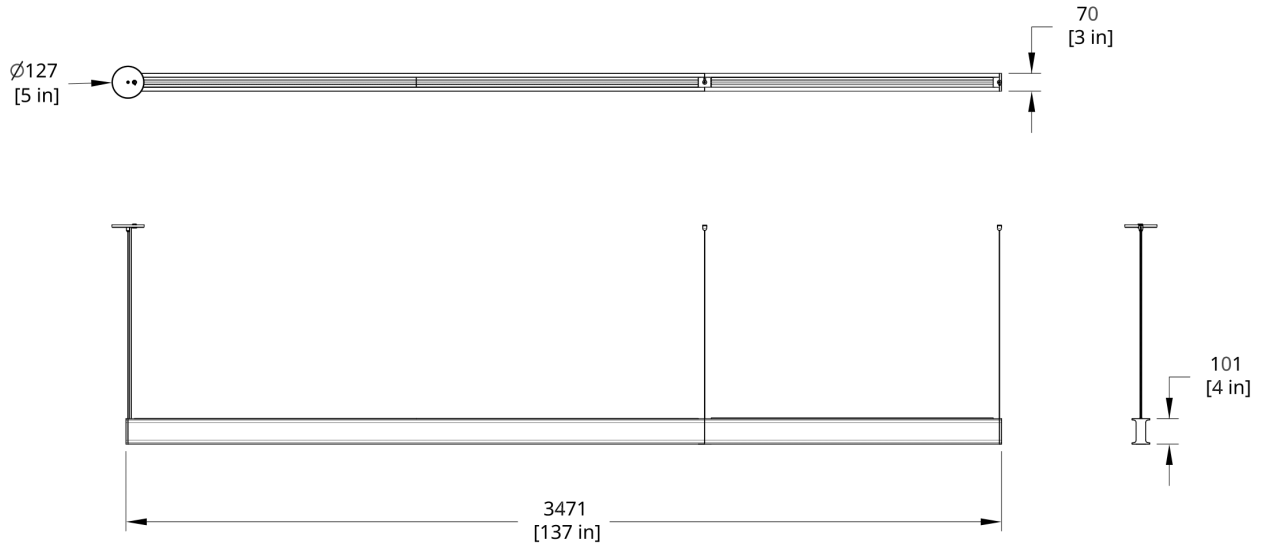
Drawings



triode

28 rue Jacob 75006 Paris contact@triodedesign.com
+33 (0)1 43 29 40 05 www.triodedesign.com

Drawings cont.



triode

28 rue Jacob 75006 Paris contact@triodedesign.com
+33 (0)1 43 29 40 05 www.triodedesign.com